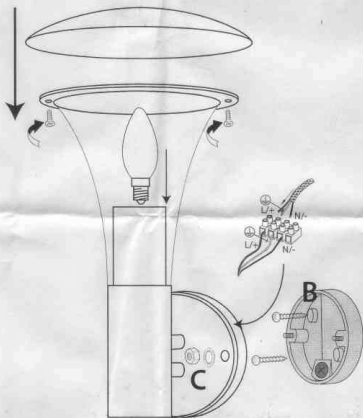
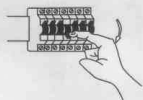


A



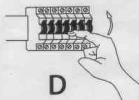
Electric installations should only be carried out by an electrician.

A Before installation ensure your mains feed is disconnected.

B&C Ensure your fitting is securely fitted to the wall.

Ensure all electrical connections are tight/secure

D Turn on the mains feed and test.



Stainless steel enjoys a strong and enduring reputation for long term appearance and structural integrity. But like all materials stainless steel may become stained or discoloured over time, impairing the overall look. This brown discoloration is referred to as "tea staining". Tea staining can be defined as: Discoloration of the surface of stainless steel that does not affect the structural integrity or the longevity of the material.

CONTRIBUTING FACTORS

The relationships between the contributing factors are complex, but generally become increasingly critical closer to marine environments.

ENVIRONMENTAL FACTORS

Tea staining occurs most commonly within 5 miles of the sea and becomes progressively worse closer to the marine source. However, wind exposure, pollution levels and higher temperatures can create environments where tea staining may occur outside the 5 mile limit. Therefore we recommend not to place this product within 5 miles of the sea/estuary.

MAINTENANCE

As with most outdoor products occasional maintenance is required to ensure protection from the elements. We would advise that fine grade oil (Such as 'Baby Oil' or WD40) is rubbed into the metal sections of the product. Regular treatment should aid the life and appearance of the product.

GUARANTEE

We will not assume responsibility for corrosion or any other resulting damage to our products where they are installed in areas in which fertilizers or salt are present, either in the air or in the soil, or where our products are installed near to chemical plants etc. with emissions of heavily polluted air.